

# Possible Barricading Methods for Active Shooter Events



The following demonstrate attempts at barricading different types of doors in case of an active shooter/violent intruder event. These slides should **only** be used as a guide for what can be done to possibly delay an active shooter when other methods are not available and resources are limited. All school/college personnel should conduct their own tests of ways to barricade a classroom if absolutely necessary.

In addition to these methods, planning to defend and more barricading (stacking furniture, etc.) should take place, until it is no longer safe to engage in these activities.

These are ideas...not fool-proof methods and not an exhaustive compilation of ideas.

Barricading attempts by Sherry Colgan Stone, Ed.D.

# My Barricading Attempts




- All of these I implemented without assistance.
- They all took under 1 ½ minutes (most under a minute) to put into place.
- For my test – they would work for at least slowing down the active shooter, if not stopping him/her from entering – **but conduct your own tests on your doors!**
- In a real situation, I would build multiple, overlapping, redundant forms of barricades and plan a defense until it was unsafe to continue.
- If you have a plan....test your plan...don't assume it is going to work.



**DOOR STOP**

# DUCT TAPE





# ROPE




# BANDAGE FROM FIRST AID KIT





# DUCT TAPE & CART






**ROPE & TABLE**



# ROPE DOOR TO STATIONARY OBJECT



# WIRE



**Sherry Colgan Stone, Ed.D.**

**Website with Emergency  
Preparedness Resources for  
Schools/Colleges**

**[colganstone.com](http://colganstone.com)**